



**event:decision**  
track

# RHG Sample Congress Activity

track report for RHG by event:decision

host organisation: Radisson Hotel Group

event date: 2022

event: Sample Congress Activity Meeting

location: Boston, US

date of assessment: 24 Oct 2022





## your track report

### results

data showing the total estimated carbon footprint associated with your event, by event function.

### benchmark

shows you how your event compares with similar events as measured by event:decision, either per delegate or per square metre of exhibition stand.

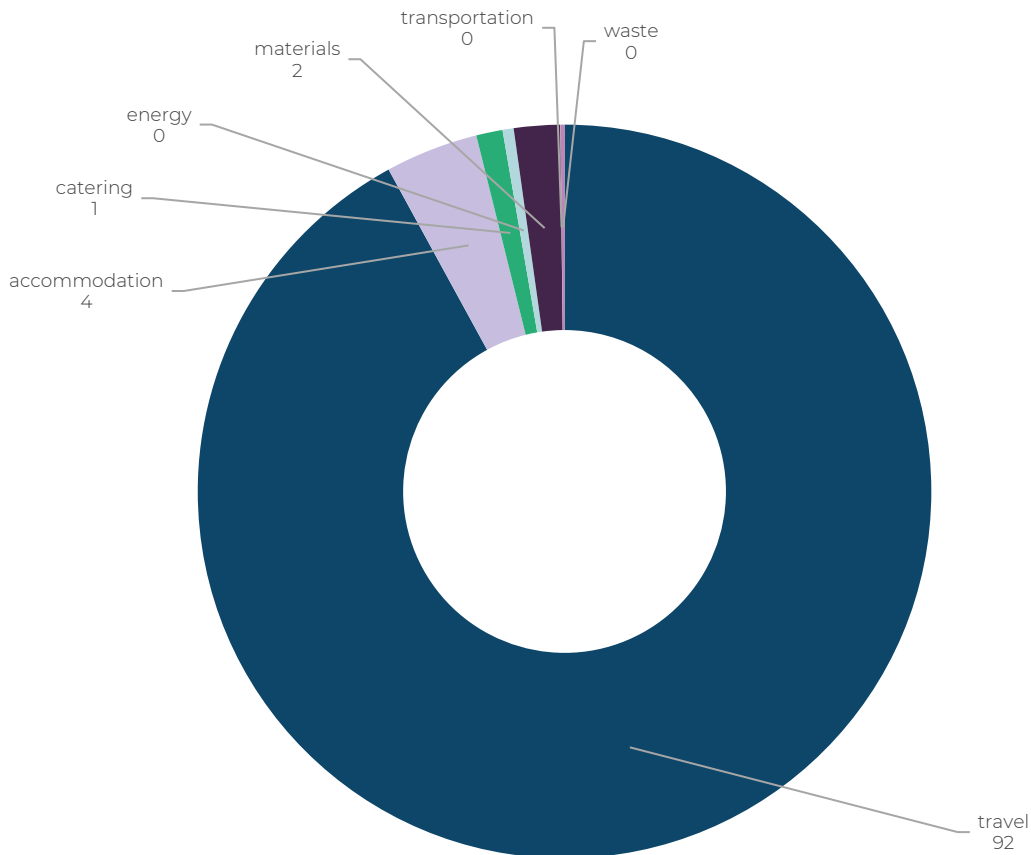
### mitigation & offset

shows you the effect of changing variables over which you have some control and the financial liability for offset, where appropriate.

## brief

- 200 sponsored participants
- 80 Europe; UK, Italy, Sweden, Netherlands, Germany, Austria.
- 4 days / 3 nights
- 50 company representatives
- 45 European, 5 US based
- 5 days / 6 nights
- 5 agency (logistics and medical communications)
- 1 x Exhibit stand, 100sqm.
- 2 x symposia for up to 500 persons in each room
- 20 smaller meetings for up to 50 people

**RHG Sample Congress Activity**  
**total breakdown of emissions**  
**total tonnes CO<sub>2</sub>e calculated: 757.40 tCO<sub>2</sub>e**



**boundaries:**

**event** duration (days), delegates (where applicable), staff, event area (sqm.).

**travel:** guest, crew and staffing travel by mode (air, private vehicle, public transport) and distance.

**accommodation:** hotel nights for build crew by star-rating.

**catering:** includes number of meals (non-vegetarian, vegetarian, vegan) for crew/ build staff for duration of event.

**energy:** actual consumption as estimated or measured by venue (kWh).

**materials:** printed matter, plastics, recyclable materials and other materials used in stand build & deliver.

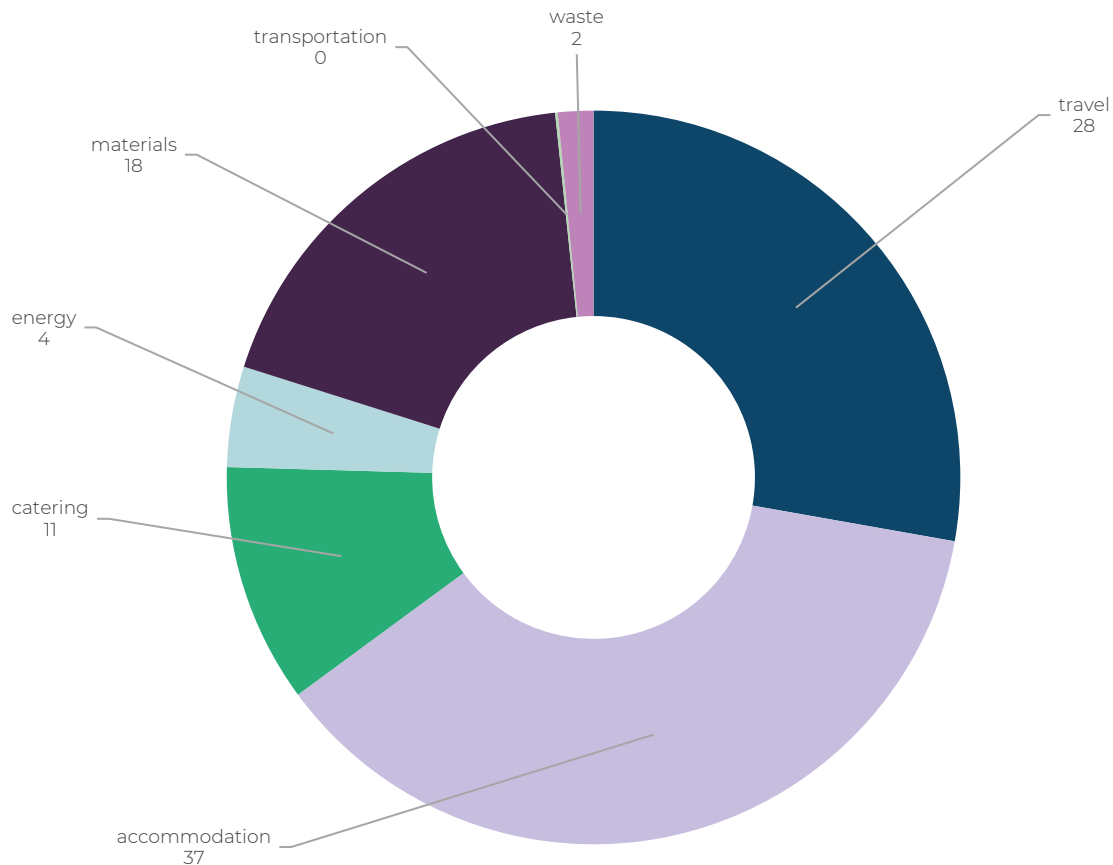
**transportation:** transported weight of AV, materials, furniture and other stand-based items, distance and mode of transportation.

**waste:** recyclable and residual waste, estimated.

## RHG Sample Congress Activity

### EXCLUDING FLIGHTS

total breakdown of emissions  
total tonnes CO<sub>2</sub>e calculated: **83.50 tCO<sub>2</sub>e**



#### boundaries:

**event** duration (days), delegates (where applicable), staff, event area (sqm.).

**travel:** guest, crew and staffing travel by mode (private vehicle, public transport) and distance.

**accommodation:** hotel nights for build crew by star-rating.

**catering:** includes number of meals (non-vegetarian, vegetarian, vegan) for crew/ build staff for duration of event.

**energy:** actual consumption as estimated or measured by venue (kWh).

**materials:** printed matter, plastics, recyclable materials and other materials used in stand build & deliver.

**transportation:** transported weight of AV, materials, furniture and other stand-based items, distance and mode of transportation.

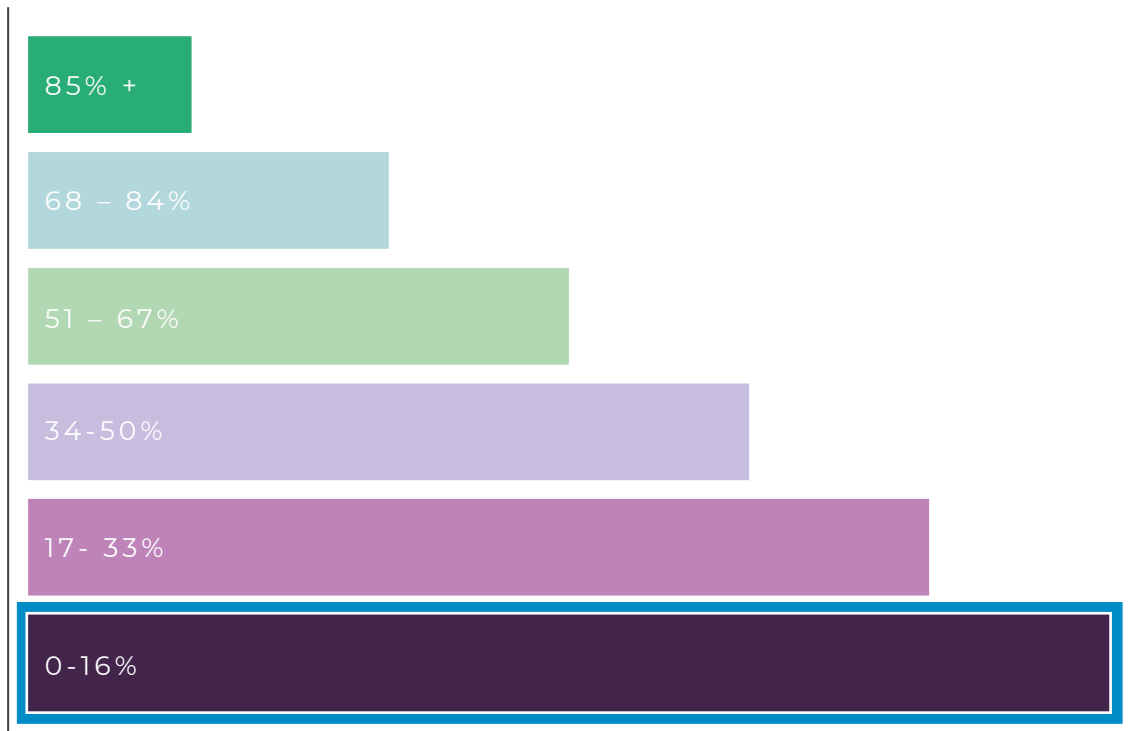
**waste:** recyclable and residual waste, estimated.

	actuals CO <sub>2</sub> e	%
--	------------------------------	---

travel	23.20	28
accommodation	31.00	37
catering	8.80	11
energy	3.70	4
materials	15.40	18
transportation	0.10	0
waste	1.30	2



Illustration of **RHG Sample Congress Activity 2022**, carbon footprint:  
**757.40 tonnes CO<sub>2</sub>e per person, based on 250 persons.**  
**= 3.02 tCO<sub>2</sub>e per sqm**



At this level, **RHG Sample Congress Activity 2022** is within the 4th percentile of conference-style events measured by event:decision.

Based on calculations conducted by event:decision from Mar 2021 – present for comparison purposes.

Data above be used for illustrative purposes only, not for ESG audit or offset reporting. Total event data includes events from 50 to 140,000 delegates in virtual, hybrid and in-person event formats at a local, regional and global level, with stand-builds from 6sqm. to 250sqm.



## mitigation

use the data within this report to support mitigating the emissions of your next event using a sustainable event planning process.

### travel

with 338 long-haul flight legs amongst 250 total in-person delegates, travel emissions associated with this meeting are significant, as expected. You may wish to consider virtual-delegate options for potential long-haul delegates. Long haul flights account for c.84% of the overall event footprint.

### food & beverage

you may wish to consider offering one or more plant-based meals during your event. Typically offering a vegetarian menu throughout an event of this duration will reduce the overall emissions of the event by 2%.

### transport

for the purposes of this report it has been assumed that equipment and crew for delivery, build and derig of the 100sqm of exhibition stand are local (<100km round trip). Empirical data relating to stand materials and energy consumption for similar sized exhibition stands has been used in calculations. Minimal equipment and materials is assumed for symposia and satellite meetings.

## offset

you may choose to offer carbon offset solutions via event:decision, or via a channel within your agency or client organisation. Please contact event:decision for a menu of certified projects.

as a guide, to directly offset carbon emissions for stated elements

### RHG Sample Congress Activity

757.40 tCO<sub>2</sub>e

offset for carbon neutral certification:

<£18,500 dependant on project chosen