



event:decision
track



Production Bureau for Amgen BDNG 2023

post event carbon footprint assessment

host organisation: Production Bureau for Amgen

event date: 19 - 21 September 2023

event: Amgen at British Dermatological Nursing Group (BDNG) 2023 – (project 18942)

location: Harrogate Convention Centre, Harrogate

date of assessment: 04th October 2023



your track report

results

shows the total calculated carbon footprint associated with your event, by event function.

benchmark

displays your event carbon footprint, represented by number of delegates or by number of square metres of booth activation, when compared with other similar measurements delivered by event:decision.

mitigation

initial advice on potential mitigation of impact. Additional mitigation consultancy & advisory is available on request. Additional mitigation recommendations and/or analysis are available on request.

offset

an illustration of a range of cost associated with purchasing certified carbon credits corresponding to the results, above, to deliver the event calculated by event:decision on a carbon neutral basis.

brief

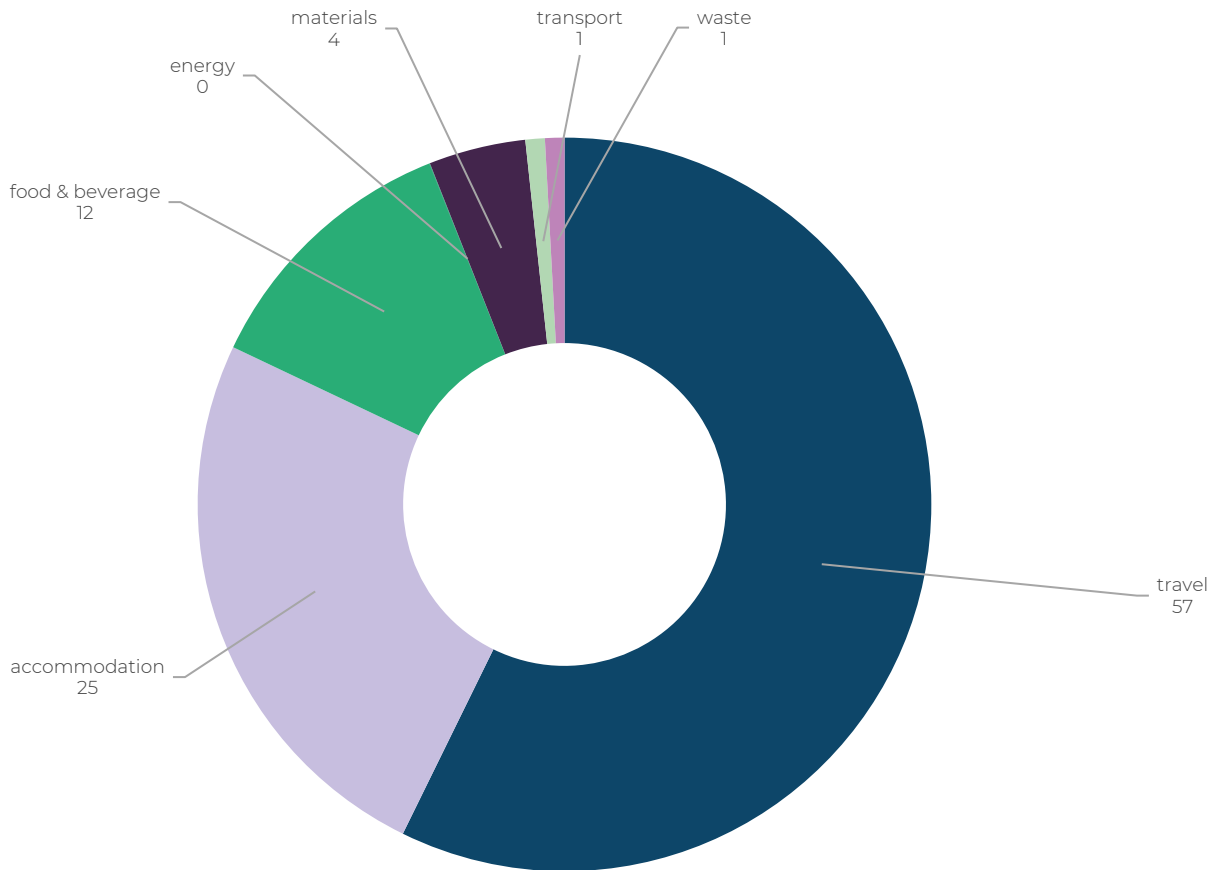
- post event data shared via Production Bureau (project 18942) from Amgen.
- based on 5 Production Bureau crew and an estimated 5 stand staff from Amgen.
- includes emissions associated with stand staff travel as estimated.
- food & beverage based 20% vegetarian, 80% non-vegetarian.
- build materials, transportation and power draw estimated where not detailed in post-event reporting.
- crew travel, accommodation and subsistence included as detailed.
- re-useable, recyclable and single use materials calculated as per data received.



total emissions

Amgen at BDNG 2023

total tonnes CO₂e calculated: 1.17 tCO₂e



	actuals tCO ₂ e	%
travel	0.67	57
accommodation	0.29	25
food & beverage	0.14	12
energy	0.00	0
materials	0.05	4
transport	0.01	1
waste	0.01	1

boundaries:

event duration (days), delegates (where applicable), staff, crew, event area (sqm.)

travel: guest, screw and staffing travel by mode (air, private vehicle, public transport) class and distance.

accommodation: hotel nights for guests, build crew or stand staffing, by star-rating.

catering: includes number of meals (non-vegetarian, vegetarian, vegan) consumed by guests, crew, build staff for duration of event.

energy: actual consumption as estimated or measured by venue (kWh). Source for renewable power **materials:** printed matter, plastics, recyclable materials and other materials used in stand build & deliver.

transportation: transported weight of AV, materials, furniture and other stand-based items, distance and mode of transportation.

waste: recyclable and residual waste.

Note: a result of 0.00 tCO₂e does not indicate zero emissions, merely that the category reports fewer than 10kg CO₂e when reported in tCO₂e to two decimal places.

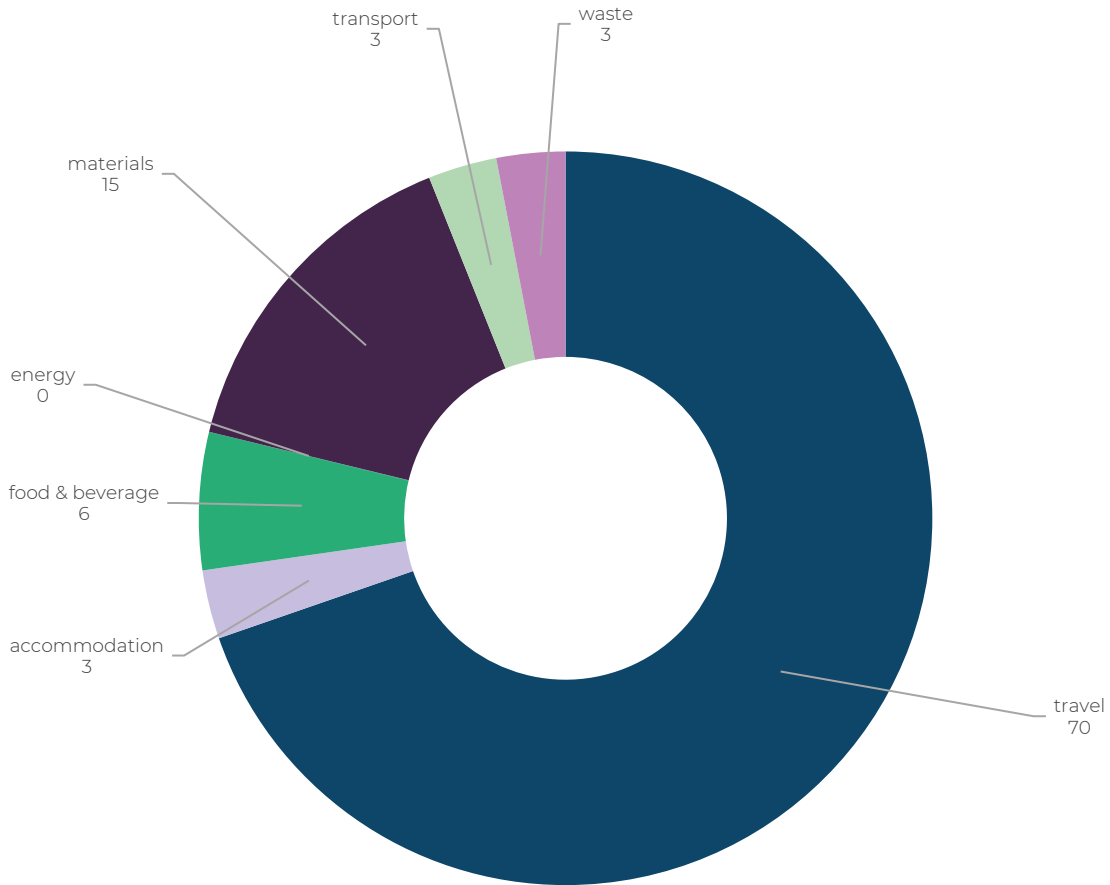


breakdown of emissions

Amgen at BDNG 2023

EXCLUDING AMGEN STAFF RELATED EMISSIONS

total tonnes CO₂e calculated: 0.33 tCO₂e



	actuals tCO ₂ e	%
travel	0.23	70
accommodation	0.01	3
food & beverage	0.02	6
energy	0.00	0
materials	0.05	15
transport	0.01	3
waste	0.01	3

boundaries:

event duration (days), delegates (where applicable), staff, crew, event area (sqm.)

travel: guest, screw and staffing travel by mode (air, private vehicle, public transport) class and distance.

accommodation: hotel nights for guests, build crew or stand staffing, by star-rating.

catering: includes number of meals (non-vegetarian, vegetarian, vegan) consumed by guests, crew, build staff for duration of event.

energy: actual consumption as estimated or measured by venue (kWh). Source for renewable power **materials:** printed matter, plastics, recyclable materials and other materials used in stand build & deliver.

transportation: transported weight of AV, materials, furniture and other stand-based items, distance and mode of transportation.

waste: recyclable and residual waste.

Note: a result of 0.00 tCO₂e does not indicate zero emissions, merely that the category reports fewer than 10kg CO₂e when reported in tCO₂e to two decimal places.

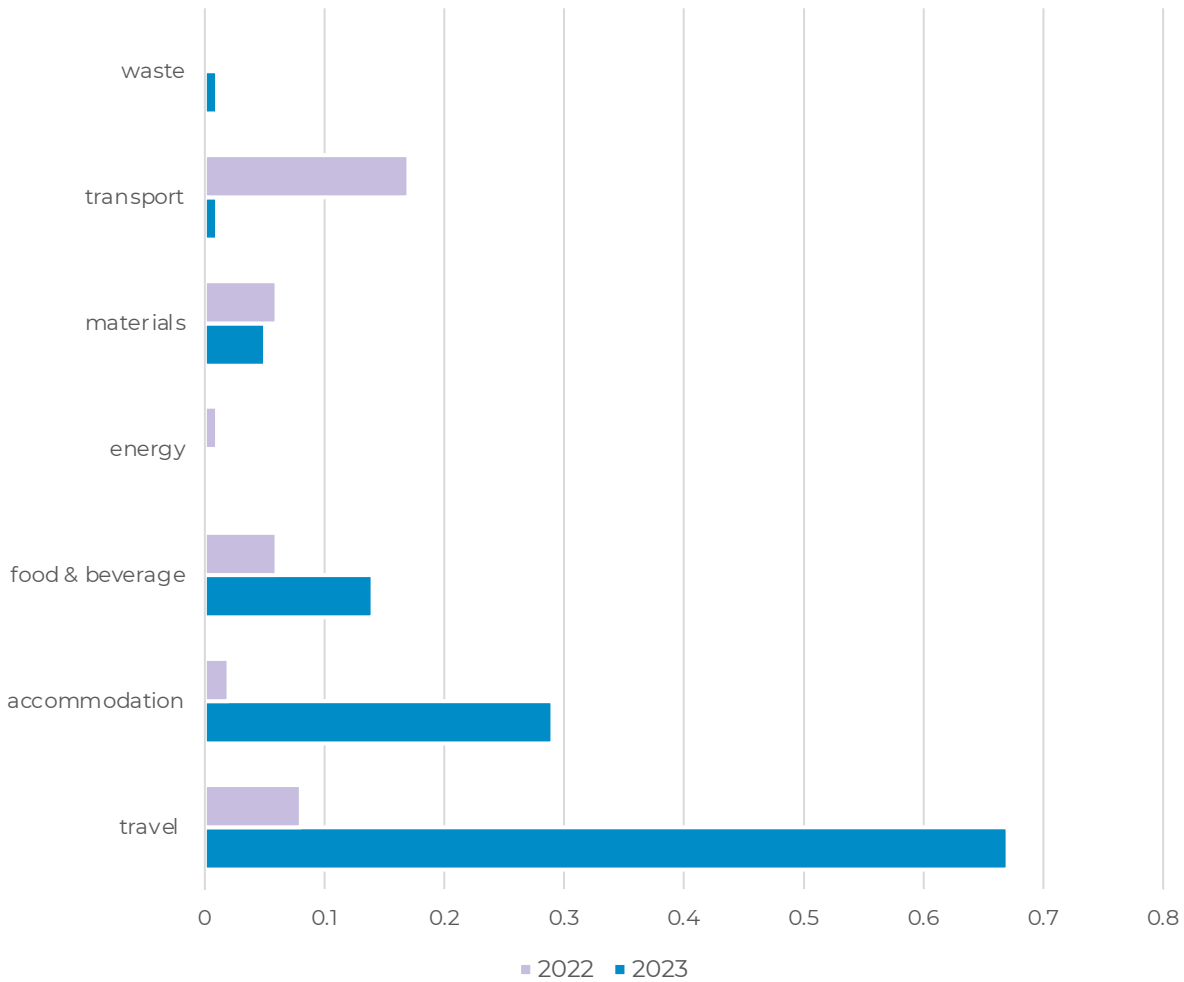


comparison of emissions

Amgen at BDNG 2023

2022 Stand vs. 2023 Stand


overall increase of 192%



2022	actuals tCO2e	%	2023	actuals tCO2e	%
travel	0.08	29	travel	0.67	57
accommodation	0.02	0	accommodation	0.29	25
food & beverage	0.06	6	food & beverage	0.14	12
energy	0.01	58	energy	0.00	0
materials	0.06	5	materials	0.05	4
transport	0.17	1	transport	0.01	1
waste	0.00	0	waste	0.01	1



Illustration of **Amgen at BDNG 2023**, carbon footprint:
tCO₂e per delegate, based on 18 sqm
1.17 tCO₂e = 0.07 tCO₂e per sqm



at this level, **Amgen at BDNG 2023** is within the **34th percentile** of **conference format events** measured by event:decision, on a **per-square meter** basis.

based on calculations conducted by event:decision from Mar 2021 – present for comparison purposes only.

data above should be used for illustrative purposes only, not for ESG audit or offset reporting. Total event data includes events from 50 to 140,000 delegates in virtual, hybrid and in-person event formats at a local, regional and global level, with stand-builds from 6sqm. to 200sqm.



mitigation

use the data in this report to understand significant variables & support mitigating the emissions impact of your next event using a more sustainable event planning process.

thoughts for future mitigation:

travel

you may wish to consider recommending all stand staff and crew travel via public transport, it is currently estimated that all the travel has been by private vehicle. As an illustration, if all travel was via public transport (all other factors remaining unchanged) this would reduce the stands travel emissions by c. 80% and the overall emissions would be reduced by 46%.

food & beverage

consider offering vegetarian-only meals. For illustration, if all food provided for crew & stand staff was vegetarian (all other factors remaining unchanged) the food & beverage footprint would be reduced by 29% and the overall footprint would be reduced by c. 4%.

transport

transportation was kept to a minimum for this stand build.

offset

you may choose to offer offset solutions via event:decision, or via a channel within your agency or client organisation. Please contact event:decision for a menu of certified projects.

to directly offset carbon emissions for the event as planned:

Amgen at BDNG 2023

1.17 tCO₂e*

Offset calculation dependent on project & provider chosen from £5/tCO₂e - £25/tCo₂e. Average figure:

£6 - £29 dependant on project chosen

*this measurement includes all client Scope 3 emissions, as defined by GHG Protocol and measured in accordance with IPCC Principles.